



DOTNETNUKE EXPLAINED: BASIC ADMINISTRATION

Will Strohl

Sales Engineering & Training Manager

CAN YOU HEAR ME?



CAN YOU SEE ME?



QUESTIONS



Community Exchange

<http://answers.DotNetNuke.com>



GLOSSARY

EXTENSION(S)

An inclusive term describing ANY feature that can be installed into DotNetNuke.

Includes: designs, apps, modules, providers, and more.



MODULE

A self-contained application that provides enhanced, alternative, or new content editing functionality.

Examples: html, blog, survey, forums, reports, and more

FUN FACT: Pages house one or more modules



SKIN

A term that describes the design that can be applied to one or more web pages on your website.

FUN FACT: You can have as many layouts as you want!



CONTAINER

A term that describes the design that can be applied to one or more modules on your web page.

FUN FACT: Every module on a page can look different!



SKIN PACKAGE

A term that describes the installation file that contains one or more skins and containers.




PANE

An area on a skin layout where modules can be added to the page by content editors.

Also known as “skin pane” or “content pane.”

FUN FACT: Designers can specify unlimited panes.



PORTAL

This is just another word that means “website” or “site.”





HIGH LEVEL CONCEPTS

Laying the groundwork for knowing what's possible

ARCHITECTURE

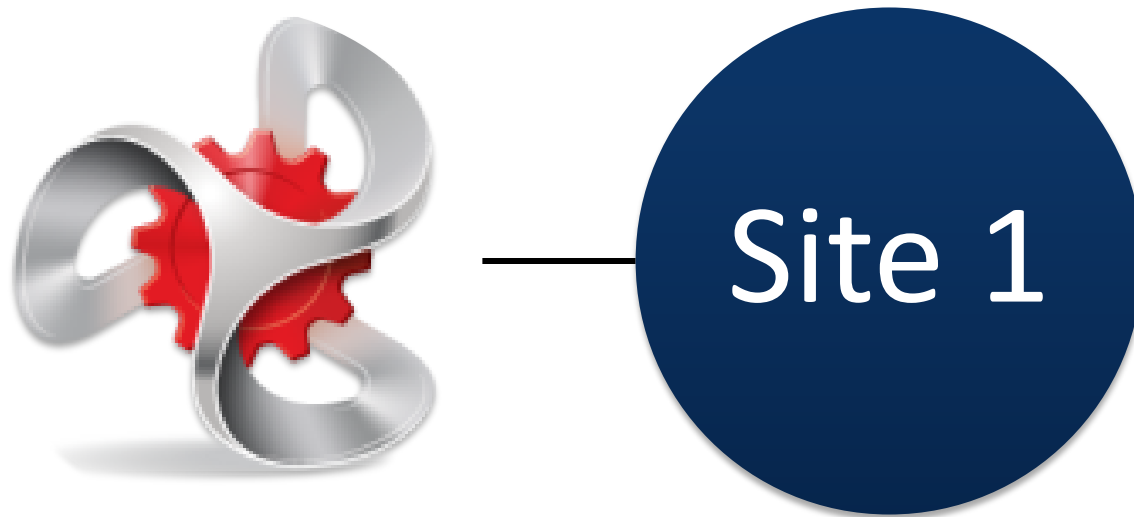


- Browser-based administration; unique content, appearance and membership for each portal
- Multi-tenant Site Architecture
- Extensions

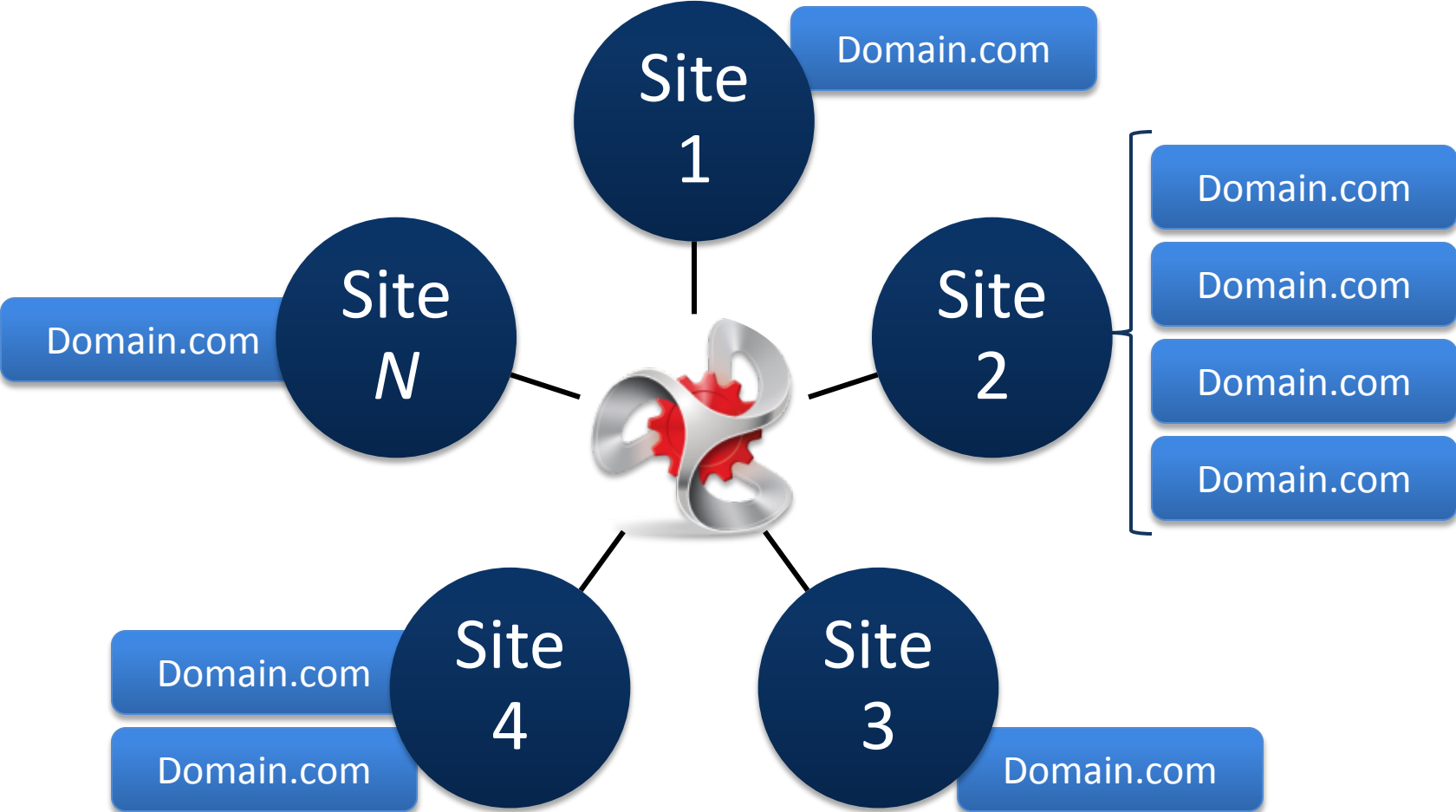


Websites, Domain Names, Users, Security Roles, Content Editors, etc.

MULTI-TENANCY



MULTI-TENANCY



TYPES OF USERS



SUPERUSERS (HOST)

Access to all available capabilities including installing extensions, creating portals etc.



ADMINISTRATORS

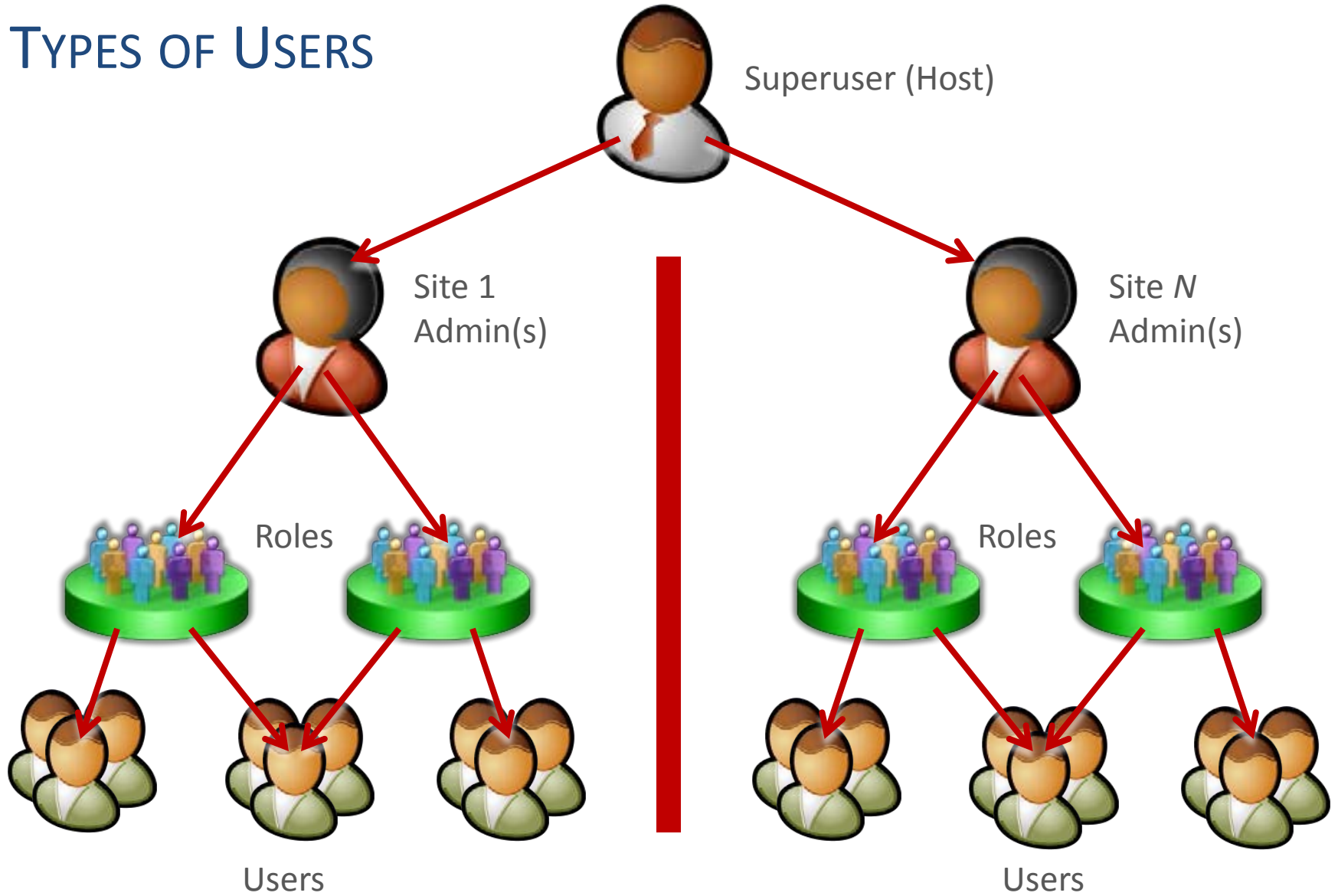
Administration capabilities within the portal where her/his account exists



USERS

Delegated permissions by Administrators

TYPES OF USERS



SKINS DEFINE DESIGN & LAYOUT

The screenshot shows the DotNetNuke website homepage. At the top, there is a navigation bar with links for Store, Download, Support, Blogs, Forums, and Contact. Below this is a secondary navigation bar with links for Intro, Products, Community, Resources, Partners, News, and App Gallery. The main banner features the DotNetNuke logo and the text "DotNetNuke Corp. Solutions that Empower Critical Web Sites" with a "LEARN MORE" button. Below the banner is a navigation bar with links for Explore, Solutions, Community, App Gallery, and DNN World. The main content area is divided into several sections: "Discover DotNetNuke" with a "GET STARTED" button, "Downloads & Resources" with a "GET STARTED" button, "Enterprise Solutions" with a "GET STARTED" button, "User Group Meetings" featuring a meeting announcement for QCDUG, "Active Community Members" featuring a profile for Philip Beadie, "News" with several articles, "Featured Users" featuring a "NAVY" logo, "Downloads" with a counter showing 6450513, and a "Want to contribute to #DotNetNuke?" section. Social media icons for Facebook, LinkedIn, and Twitter are visible at the bottom right.

SKINS DEFINE DESIGN & LAYOUT

The image shows a screenshot of the DotNetNuke website with several content panes highlighted by red rounded rectangles. The panes are labeled as follows:

- Content Pane**: Located at the top right, containing the text "The New" and "Contact".
- Content Pane**: A large banner area containing the text "Empower Critical Web Sites" and "Built on DotNetNuke".
- Content Pane**: A section with three columns: "Discover DotNetNuke", "Downloads & Resources", and "Enterprise Solutions".
- Content Pane**: A vertical sidebar on the right containing "User Group Meetings" and "Active Community Members".
- Content Pane**: A section in the bottom left containing "News" and "Featured Users".
- Content Pane**: A section in the bottom middle containing "Downloads" and a digital display showing "64505113".

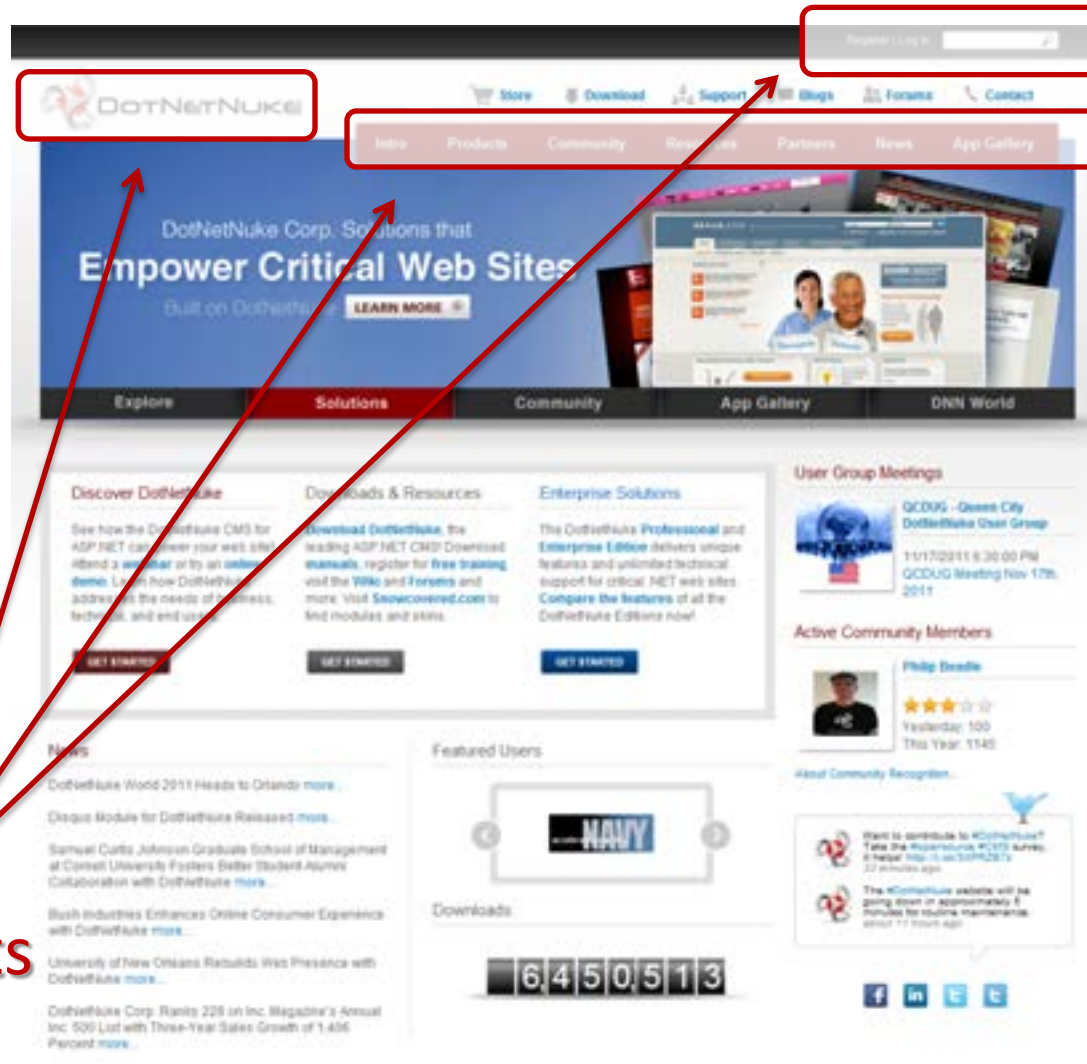
SKINS DEFINE DESIGN & LAYOUT

The screenshot shows the DotNetNuke website interface. A red box highlights the main banner area with the text "Empower Critical Web Sites" and "Module". Below this, several content blocks are highlighted with red boxes and labeled:

- A "Discover DotNetNuke" block labeled "Module".
- A "Downloads & Resources" block labeled "Module".
- An "Enterprise Solutions" block labeled "Module".
- A "User Group Meetings" block labeled "Module".
- A "New Community Members" block labeled "Module".
- A "News" block labeled "Module".
- A "Related Users" block labeled "Module".
- A "Downloads" block labeled "Module".
- A "Widget" block labeled "Widget".

At the bottom of the page, there are social media icons for Facebook, LinkedIn, and Twitter.

SKINS DEFINE DESIGN & LAYOUT



Skin Objects



DEMONSTRATION

Let's see this in action!

DOTNETNUKE EDITIONS

Community Edition

Free, Open Source solution

Deployed in hundreds of thousands of production websites

Technical support online via the DotNetNuke Forums

Professional Edition

Paid, commercial solution

For large & business-critical websites

Granular permissions, commerce, workflow, mobile, etc.

Online support from DotNetNuke Corp.

Enterprise Edition

Paid, commercial solution

For large & business-critical websites

Online support from DotNetNuke Corp.

Content Staging
SharePoint Connector

Best Value

DOTNETNUKE SERVICES

Elite Support

Telephone-based

Quicker Response Time

Installation/Upgrade Support

Developer Support

Direct Access to Engineers

Questions & Direction

Available in 10-hour time blocks

Training

Webinars

On-Site Training

Custom Training



Will Strohl

Author, Sales Engineering & Training Manager

MORE ON TRAINING

Subscription

On-Demand

Always have the latest content

Over 90 hours of content

On-Site

We come to you

1 on 1 or classroom style

Use your website

Custom

Online or on-site

You choose the topic(s)

Tailored to fit your needs



Will Strohl

Author, Sales Engineering & Training Manager

QUESTIONS & ANSWERS

Purchase DotNetNuke or Training

- Phone: (650) 288-3150
- E-Mail: sales@dnncorp.com



More Webinars

- <http://bit.ly/DNNWebinar>



Free Online Demo

- <http://bit.ly/dnndemo>

DotNetNuke 7

- Learn More: <http://bit.ly/dnn7>
- Webinar: <http://bit.ly/dnn7webinar>

